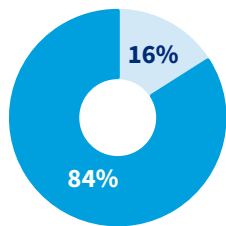


LXP Industrial Trust 2022 EEO-1 Data¹

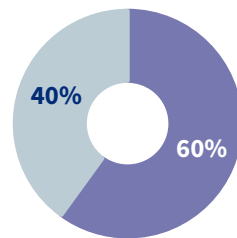
Job Categories	HISPANIC OR LATINO		NON-HISPANIC OR LATINO								Overall Totals
	Male	Female	Male				Female				
			White	Black or African American	Asian	Two or More Races ²	White	Black or African American	Asian	Two or More Races ²	
Executive/Senior Officials and Managers	0	0	4	0	0	0	1	0	0	0	5
First/Mid Officials and Managers	0	0	5	0	0	0	5	2	0	0	12
Professional	3	8	10	1	3	1	11	2	6	1	46
Administrative Support Workers	0	3	0	0	0	0	0	0	1	0	4
Total	3	11	19	1	3	1	17	4	7	1	67

Executive/Non-Executive²



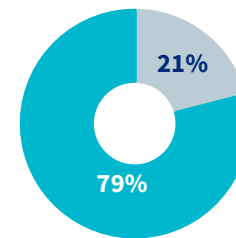
■ Executive ■ Non-Executive

Gender



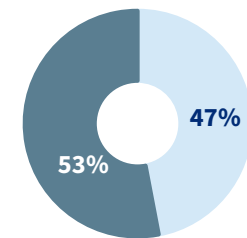
■ Female ■ Male

Hispanic/Non-Hispanic



■ Hispanic ■ Non-Hispanic

Leadership/Senior & Mid Mgmt



■ Female ■ Male

In 2022, LXP had 67 employees, of which 99% were full-time employees.