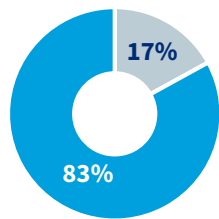


LXP Industrial Trust 2021 EEO-1 Data¹

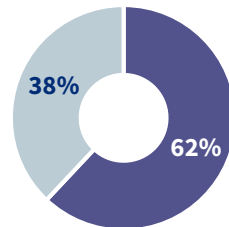
Job Categories	HISPANIC OR LATINO		NON-HISPANIC OR LATINO						Overall Totals
	Male	Female	Male			Female			
			White	Black or African American	Asian	White	Black or African American	Asian	
Executive/Senior Officials and Managers	0	0	3	0	0	2	0	0	5
First/Mid Officials and Managers	0	0	7	0	0	5	2	0	14
Professional	1	7	9	1	3	10	3	6	40
Administrative Support Workers	0	3	0	0	0	0	0	1	4
Total	1	10	19	1	3	17	5	7	63

Executive/Non-Executive²



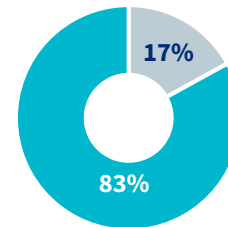
■ Executive ■ Non-Executive

Gender



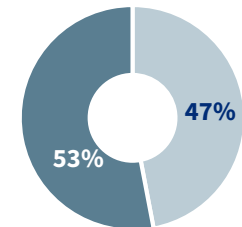
■ Female ■ Male

Hispanic/Non-Hispanic



■ Hispanic ■ Non-Hispanic

Leadership/Senior Mgmt



■ Female ■ Male

1. As of 12/31/2021. 2. Certain First/Mid Officials and Managers are considered Executives of LXP.